

GRU-7A EJECTION SEATS

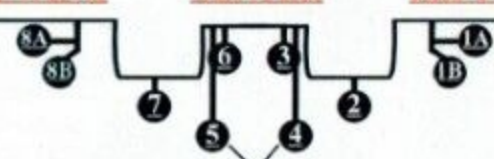


MCO OR PILOT



VF-102 and CVW-1 arrived on station 15 Oct 2001. That night VF-102 flew their first combat mission of Operation Enduring Freedom. Between OCT 01 and March 02, VF-102 would drop a staggering 450,000lbs of ordnance according to squadron records and more flight time (5000+hrs) than any other Tomcat unit in OEF. They participated in operations at 'Tora Bora', 'Tarin Kowt' (where DFCs were awarded) and Anaconda. VF-102 started their OEF campaign as the 'night' carrier taking over from VF-41/CVW-8 and would fly every type of mission then used—fixed strike, CAS (often with special operations forces), FAC-A, SCAR, TARPS, kill box patrol, straffing runs and more. The predominate loadout was as a 'quad' bomber usually carrying 4 GBU-12s. As less targets were being struck, VF-102 switched to 2 GBU-12 / 2 Mk83s in that recovering aboard the carrier with 4 GBU's was not possible. Mk83s were used as marker bombs, against troops in the open and relatively stationary targets. GBU-12s were the bomb of choice as VF-102 did not have JDAM capability. They did however laze a considerable number of LMAVs and LGBs from other strikers.

RIGHT WING **CENTER** **LEFT WING**



4 & 5 are Rear Station pylons.
2 & 7 are fuel tanks only

The most common loadouts were:
GBU-12: 3,4,5,6
GBU-12: 5,6 / Mk83: 3,4
*All strike missions carried:
Lantirn 8B and AIM-9 1A and/or 8A

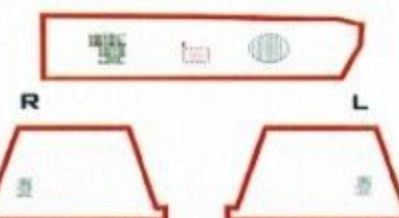
AFTERMARKET RECOMMENDATIONS:

AIRCS COCKPIT
AIRCS GE ENGINE EXHAUSTS
AVIDIX/BLACK BOX COCKPIT
CAM GE ENGINES
CROSSDELTA PHOTOETCH

EDUARD PHOTOETCH
FINE MOLDS PITOT TUBES
G-FACTOR BRASS LANDING GEAR
STEEL BEACH INTAKE COVERS
STEEL BEACH RUDDER BRACES
TEKNICS COCKPIT
TEKNICS AIRFRAME SET
WOLFPACK BOARDING LADDER
WOLFPACK EXHAUSTS
WOLFPACK WHEELS



INSIDE RIGHT NOSE GEAR DOOR



DATA PLACARD



Launch Bar decal:

Place decal on top of kit Launch Bar as shown. Apply setting solution to sides, wrap one side down first, let it set then wrap the other side next and have them meet at the bottom.

BOL SIDEWINDER RAIL



CONTACT INFO:
FIGHTERTOWNDECALS@YAHOO.COM

BRIAN PLESCIA
4685 ORION AVE #2
SHERMAN OAKS, CA 91403
USA

32009

VF-102

DIAMONDBACKS



OPERATION ENDURING FREEDOM

OEF

WWW.FIGHTERTOWNDECALS.COM

Special Thanks David F. Brown, Tony Holmes,
Mike Pister, VF-102 Diamondbacks,
and Thomas 'Fury'

For more reading on VF-102 and all F-14 units in OEF, we strongly recommend Tony Holmes, "F-14 Tomcat units of OEF" published by Osprey.



F-14B BUVO163225
Diamondback 102
 Oct.2001 - June2002



Place this gear door name on the left side if modeling aircraft Late cruise.

ADIAW REMUS MILWAUKEE WI

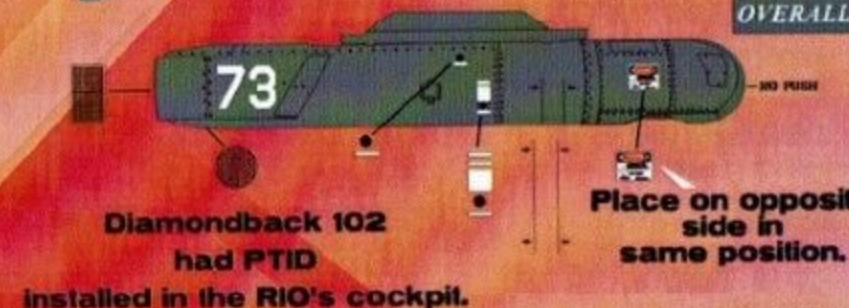
**If modeling aircraft early in cruise, do not use any nose art & the only award on the jet was the "CVW-1 GOLDEN WRENCH" on the rudder.

***If modeling the aircraft how it looked Late cruise use the "Battle E" E for the tail & use the Eagle nose art on both sides of the jet.

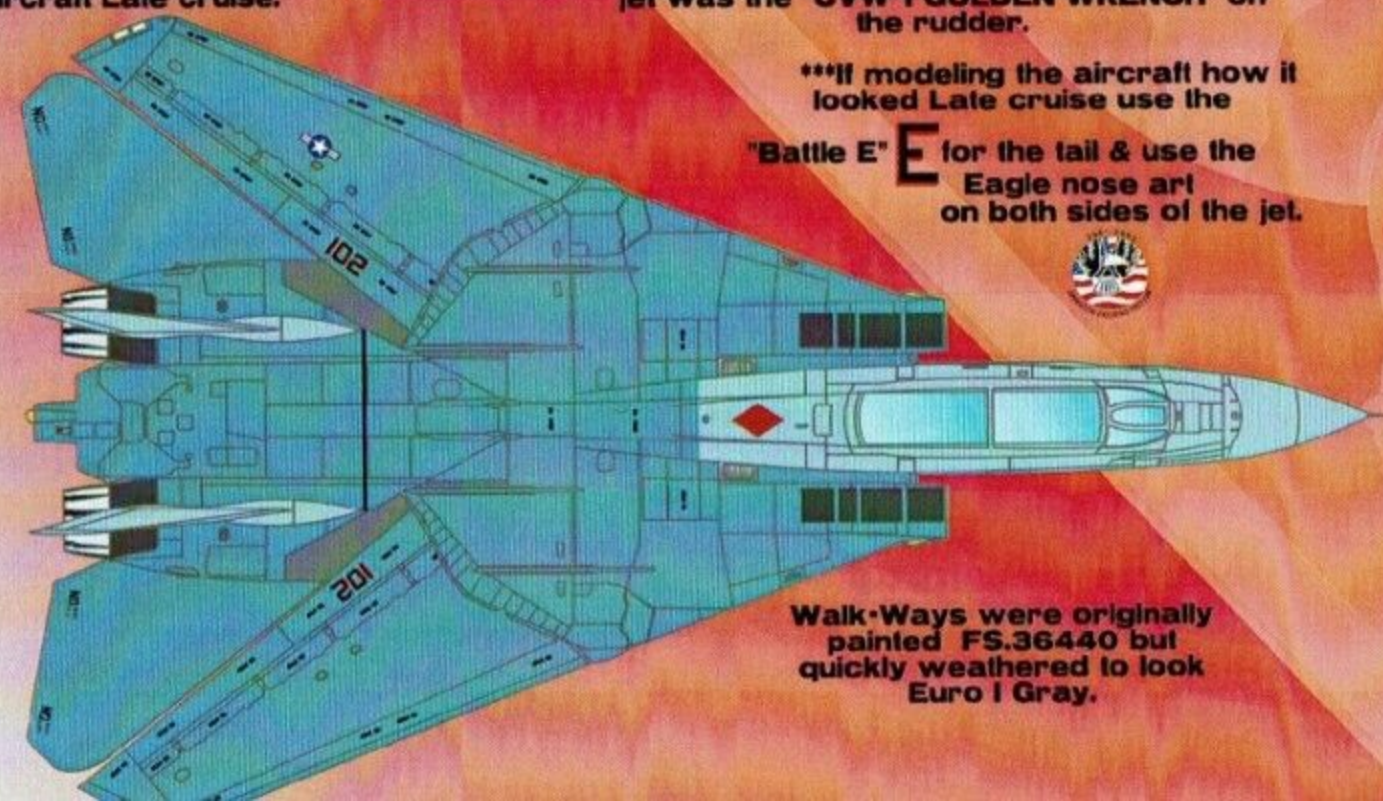


Place Fuel Tank Diamonds on both outside & insides of tank.

Diamondback 102's canopy names had red shadowing on the RIO's name and callsign only.



Diamondback 102 had PTID installed in the RIO's cockpit. Place on opposite side in same position.



Walk-Ways were originally painted FS.36440 but quickly weathered to look Euro I Gray.

Intake Cover



Exhaust Cover Marking



TCS Pod Cover Marking



Patches are 1 & 2 Pieces





F-14B BU10162910
Diamondback 106
 Oct.2001 - June2002

LEFT GEAR DOOR
 ADAN PARADA-ARGUETA
 EL SALVADOR

LEFT & RIGHT CANOPY
 LCDR E R PHIPPS HAMMER
 LCDR J J CUMMINGS YANK

36081
 EURO I GRAY

***Late Cruise



F-14B BU10161440
Diamondback 104
 Oct.2001 - June2002

RIGHT CANOPY
 LCDR S D IND BANKER
 LCDR T A EBERHARD TRIGGER
LEFT CANOPY
 LCDR S F GUIMOND GUIDO
 LCDR T A EBERHARD TRIGGER

**Middle of Cruise



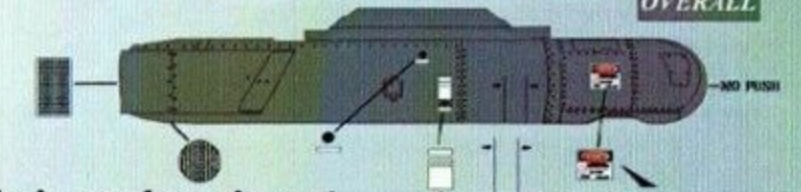
RIGHT GEAR DOOR
 AA DICKERSON
 LAS VEGAS NV

This area appears
 36320 on 102

Place Fuel
 Tank Diamonds
 on both
 outside & insides
 of tank.

Diamondback 104 & 106
 both had overall
 Euro I Gray Lantirn Pod

FS.36081
 OVERALL



Place on opposite
 side in
 same position.

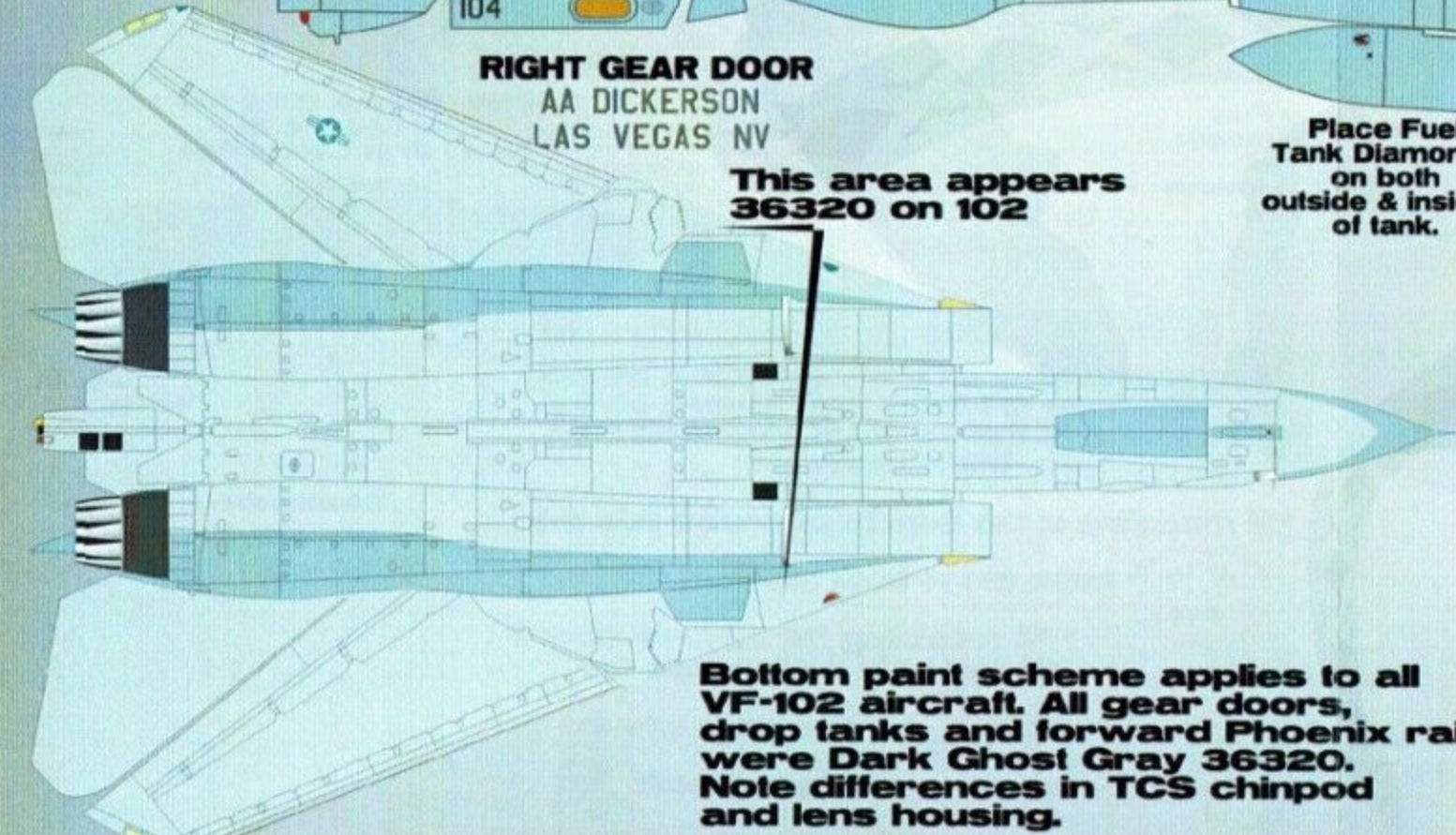
*If modeling aircraft early in cruise, do not
 use any nose art & the only award on the
 jet was the "CVW-1 GOLDEN WRENCH" on
 the rudder.

**If modeling in the middle of cruise add the
 nose art to both sides of the jet.
 Diamondback 104 & 106
 both had PTID
 installed in the RIO's cockpit.



***If modeling the aircraft how it
 looked Late cruise use the
 "Battle E" E for the tail & use the
 Eagle nose art

Bottom paint scheme applies to all
 VF-102 aircraft. All gear doors,
 drop tanks and forward Phoenix rails
 were Dark Ghost Gray 36320.
 Note differences in TCS chinpod
 and lens housing.





32009



F-14B BU10162692

Diamondback 105

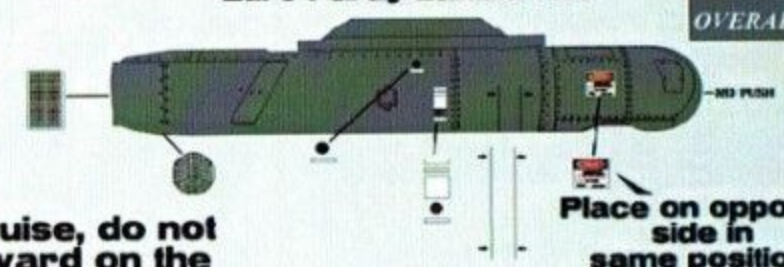
Oct.2001 - June2002



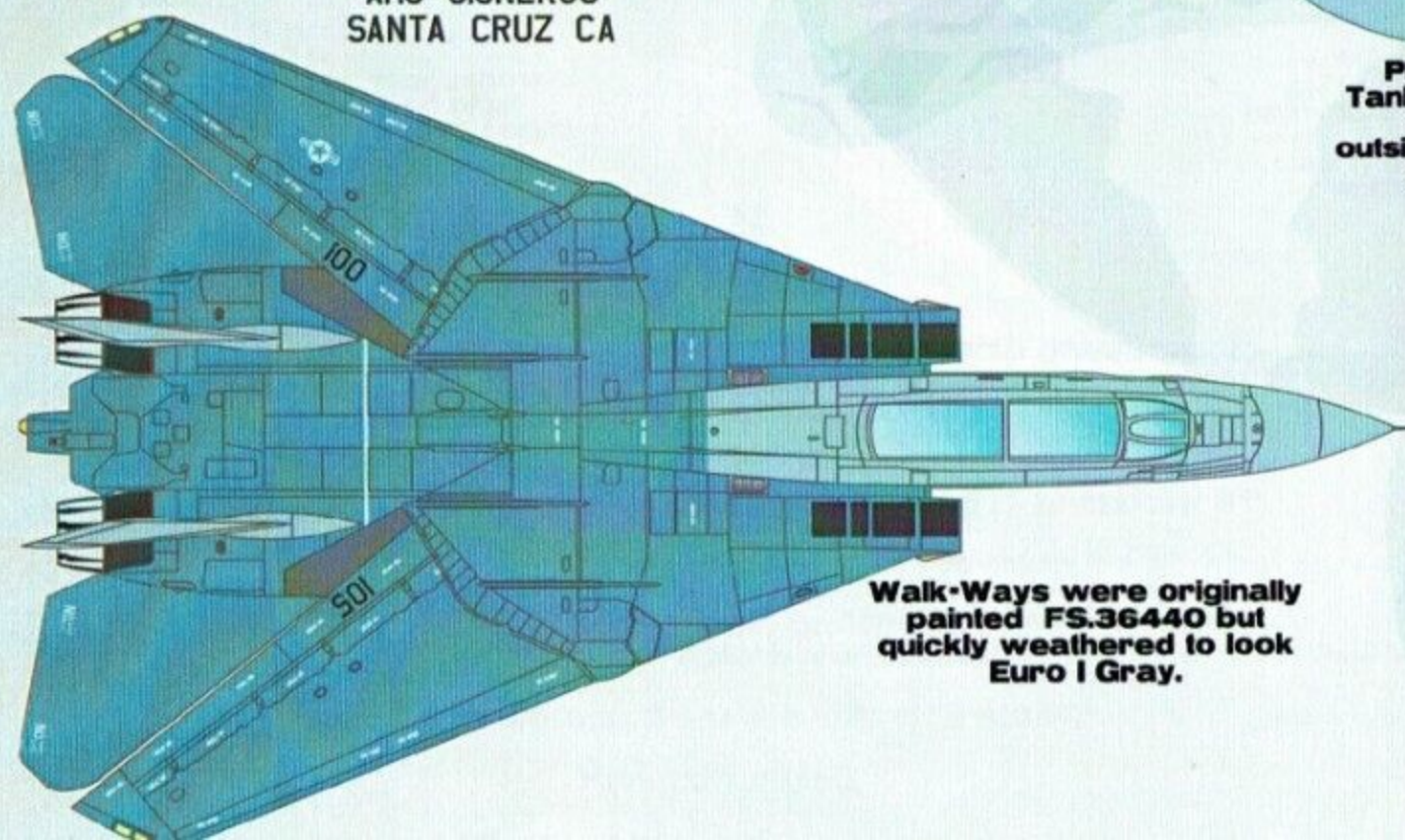
Place Fuel
Tank Diamonds
on both
outside & insides
of tank.

Diamondback 100 & 105
both had overall
Euro I Gray Lantirn Pod

FS.36081
OVERALL



Diamondback 100 & 105
both had PTID
installed in the RIO's cockpit.



*If modeling aircraft early in cruise, do not
use any nose art & the only award on the
jet was the "CVW-1 GOLDEN WRENCH" on
the rudder.

**If modeling in the middle of cruise add the
nose art to both sides of the jet.



***If modeling the aircraft how it
looked Late cruise use the

"Battle E" E for the tail & use the
Eagle nose art

on both sides of the jet.